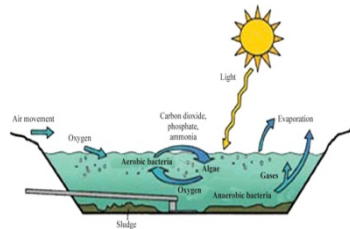
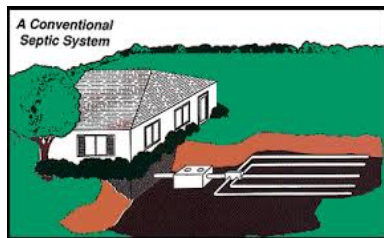




TAKE THE WORRY OUT OF YOUR WASTEWATER TREATMENT SYSTEM!

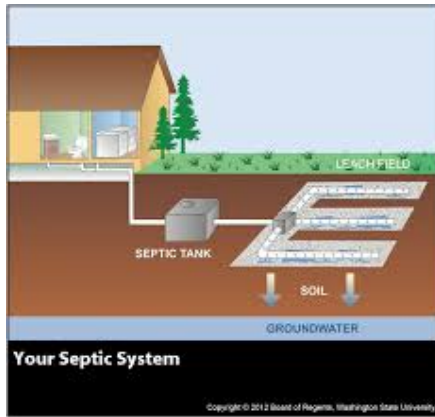
Septic Tanks & Lagoons



Check out our website at
www.southwickliquidwaste.com
Jason and Jaime Kubik, Owners
105 Locust Street
Hickman, NE 68372

402-475-2462

WHAT IS A SEPTIC SYSTEM?



Turn on a faucet. Take a shower. Flush a toilet. Throw in a load of laundry. Run your dishwasher.

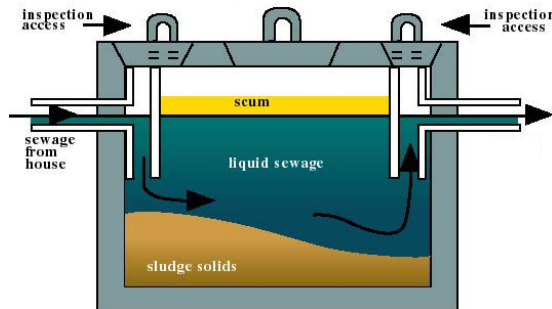
A SEPTIC SYSTEM treats and disposes of wastewater that results from everyday household activities.

It is buried underground in a homeowner's backyard and consists of two parts: (1) septic tank and (2) soil absorption area.

HOW CAN I BETTER UNDERSTAND HOW MY SYSTEM WORKS?

First, SEWAGE or wastewater leaves your house and enters the tank:

1. Organic solid material floats up to form **SCUM**.
2. Inorganic or inert solid material sinks down to form **SLUDGE**.
3. Fairly clear water should remain between scum and sludge called **LIQUID SEWAGE**.



Finally, this liquid sewage overflows into the soil absorption area. What if SOLIDS overflow instead? It causes clogging of soil pores and septic system failure! Two main factors that cause solid material to build up enough to overflow are (1) bacterial deficiency and (2) lack of sludge removal.

ONLY LIQUID SEWAGE SHOULD OVERFLOW INTO SOIL ABSORPTION AREA!

HOW CAN I KNOW IF MY SEPTIC SYSTEM IS FAILING?

WATCH for Warning Signs

- Gurgling sound in pipes and drains
- Sluggish drainage in the home
- Plumbing backups
- Outdoor odor
- Mush ground or greener grass in the area of septic system

CALL SOUTHWICK for Exceptional Service

- **EXPERT ASSESSMENT** of structural issues, including:
 - Poor *design*
 - Poor *soil conditions*
 - Improper *placement* in area of poor drainage
 - Improper *installation* not according to septic codes
- **OPTIMAL CARE**, such as resolving or preventing:
 - *Hydraulic overloading*, which is when more wastewater enters the system than it was designed to process, due to leaky fixtures, long showers or too many loads of laundry at one time.
 - Frequent use of *garbage disposal*
- **BEST RESOLUTIONS** for drain area challenges, such as
 - *Clogged* chambers or pipes from tree roots
 - *Crushed* chambers or pipes from heavy machinery, excavation or livestock
- **HONEST ADVICE**, when needed for:
 - Outdated systems

Septic systems typically have a 20-30 year lifespan when proper installation is combined with routine maintenance and care.

"A septic tank system will serve a home satisfactorily only if it is properly designed, installed, and adequately maintained."

- U.S. Government Department of Health, Education, and Welfare Public Health Service



THREE EASY STEPS TO SAFEGUARD YOUR SYSTEM

Even if properly installed, any septic system can become a nuisance and burdensome expense without proper care and attention.

STEP 1: PUMPING

Sludge that accumulates in the bottom of your tank must be pumped out periodically. *But what about those retail products that claim to help maintain your system, if poured monthly into your toilets? NO ADDITIVE WILL BREAK DOWN THE SLUDGE! IT MUST BE PUMPED OUT.* If it's not pumped out, the sludge will eventually flow into the soil absorption area. This flow WILL clog your system. End result? Your system will need to be replaced, which will be inconvenient and expensive.

Your septic tank could be flowing solid material into the soil RIGHT NOW! This blockage or overflow occurs over varying periods of time, depending on soil structure. Without routine pumping, you will discover the problem only when your system is showing signs of neglect, including:

- OBNOXIOUS ODOR
- CONTAMINATE AND POLLUTION

The soil can be blocked so badly that no more drainage is possible. At that point, replacement will be your only option.

DON'T BE FOOLED! We've all heard stories about septic systems that have worked well for many years without maintenance or care. Unfortunately, these cases are the exception not the rule. Most septic tank systems require proper care in order to perform well over time.

STEP 2: EDUCATION

At Southwick Liquid Waste, we specialize in *relationships* not just service. Educating our customers is just one more way to show that we care not only about keeping your system healthy, but also your family's health and financial well-being.

We share invaluable information about your existing system:

- Where your septic tank and drain field are located
- How to divert runoff away from your drain field area

We know that the more you are educated about your system, the better your maintenance efforts. Avoid the following activities over or near your drain field and system: construction, parking or driving vehicles, grazing livestock or horses, planting trees and shrubs.

We offer guidance to your family on daily care:

- Avoid coconut oils found in many shampoos and lotions
- Use only liquid soaps in your washer and dishwasher; anti-bacterial soaps work against your septic system's environment
- Do not let chemicals travel into your system, including bleach, paint thinner or paints, drain cleaners or oils
- Do not put kitchen grease down the drain
- Do not flush cigarette butts, feminine hygiene products, condoms, baby wipes or other inorganic materials down the toilet

We provide cost-saving tips on water conservation:

- Wash only full loads at off-peak times, if possible
- Use low flush toilets and low volume shower heads

**A FAMILY OF FOUR SHOULD HAVE
THEIR SEPTIC TANK PUMPED EVERY 3 TO 5 YEARS**



STEP 3: MAINTENANCE

Can you imagine the condition of a sewer treatment plant, if it was inspected only once every three years? Many of today's septic systems are also treatment systems. They need to be treated similarly. Inspections once or twice a year are not a "nice to have." THEY ARE CRITICAL. A septic system can be the most expensive component in your home to replace.

Why choose the Southwick Liquid Waste Maintenance Program? Our three-year service contract delivers the following benefits:

- **COMPLETE RECORDKEEPING = CONVENIENCE**
 - Goodbye guesswork! Most people lose track of time when it comes to maintenance. "When did I have the tank pumped last? Ten years ago? Five?" The result is drain field failure. A maintenance contract solves problems in a timely manner, which could amount to significant long-term cost savings. Ultimately, you provide your septic system with the greatest care, which may extend its life.
 - Future home sale? No problem! Southwick Liquid Waste can easily pull out your records, helping to ensure a smoother closing.
- **BI-ANNUAL INSPECTION = PEACE OF MIND**
 - Southwick's technicians determine if it is time to pump or not. We also take notes, tracking and addressing any potential problems quickly before they become too costly.
 - During our inspection, we diagnose your problems on-the-spot vs. the extra time and expense of a second trip to your home.
- **PUMPING AND CLEANING EVERY 36 MONTHS = GUARANTEED**
 - Any additional pumping during the three-year contract period, if needed, is only \$100 plus disposal fee.
- **10% OFF ANY NECESSARY REPAIRS = INSTANT DISCOUNTS**
- **FREE RISER INSTALLATION = COST-SAVINGS**

Our contracts with most homeowners cost less than an average sewer bill in the Lincoln area; contract prices vary depending on type of system installed on the property.

Did You Know?

"YOU ARE WHAT YOU EAT"

This statement is true of all organisms, whether human, animal or microscopic like the ones living in septic tanks. What enters your drain (mouth) has a major effect inside the tank (stomach) of your septic system. In a septic system, waste material is decomposed through bacteria action. So what happens when your sink "ingests" products that upset the healthy balance of your septic system?

Let's take a look at Merriam-Webster Dictionary's definitions of products that are often poured carelessly down household drains - without a second thought about the consequences to a family's septic system:

- **Disinfectant**: a means of destroying bacteria
- **Antiseptic**: any substance that inhibits the action of microorganisms (bacteria)
- **Chlorine**: a poisonous, gaseous chemical element with a disagreeable odor used as a bleaching agent
- **Antibiotic**: having the capacity to inhibit the growth of or destroy bacteria

Proper septic tank operation requires bacteria! Yet many household products used every day KILL bacteria. How many disinfectant products get dispensed with each toilet flush? Have you ever washed your brushes or rollers in the kitchen sink after painting a room? It's no wonder so many septic systems are failing! Do products exist that are healthier for your septic system? YES! In a word, there is a better way:

- **Biodegradable**: capable of being readily decomposed by bacterial action

SPECIAL SERVICES

DRAIN FIELD VACUUMING

What is the main cause of drain field failure? Biological overloading or “creeping failure” are the terms used by industry practitioners and experts. Both describe the process that occurs in the soil absorption area of a septic system. Sludge or bio-solids clog between the gravel and soil. This clogging prevents percolation, which is the movement of water through the soil. Previously, there were two standard remedies: (1) add to the existing drain field; or (2) replace it completely. These repairs alone are expensive, not to mention the cost of re-landscaping the property. However, in select situations, a third alternative may be available.

What is drain field vacuuming? It’s simply the process of removing the sludge and overflow in the drain field with a vacuum truck (commonly known as a septic tank pump truck). The truck’s vacuum hose is connected to the piping system of the drain field. Solids are then removed by vacuum and rapid airflow. This method has revived countless failing drain fields! Experts agree that, in addition to removing a substantial amount of sludge from the piping system and gravel beds, the homeowner’s septic system benefits from the increased oxygen content.

Could this alternative be right for you? It depends on your SOIL CONDITION. A drain field in soil with a high water table is not recommended for drain field vacuuming. Southwick can dig test holes across your drain field to determine its soil condition. If the water level is high in the gravel trenches - but more than 12 inches below the bottom of the gravel bed in the areas between the trenches - your system may qualify for drain field vacuuming. YOUR SYSTEM’S AGE could also factor into the decision. Older systems with 12-inch long concrete tiles may have deterioration from hydrogen sulfide gas and acid. As a result, they could be prone to crumbling. This condition is usually most evident near the septic tank or distribution box, if present in the system. Frequently, the first 2 to 10 feet of the deteriorated pipe with PVC pipe can be replaced. Then the drain field vacuuming process can take place. *Note: Most county health jurisdictions require a permit for replacement of even one foot of pipe. Always check with your district officials before you begin the process.*



RISER INSTALLATION

- **PROTECT YOUR SEPTIC SYSTEM**
- **PRESERVE YOUR LANDSCAPING**
- **GUARANTEED MONEY SAVINGS**

Why search for the septic tank lid every time maintenance is required? Turn your green grass into a mound of brown dirt clods? Or pay extra money for someone to dig around for your septic system’s tank lid?

Gain EASY ACCESS during all inspections and servicing of your septic system. Let Southwick Liquid Waste install a riser during your next service call. It’s a MUST-HAVE UPGRADE to your existing septic system!



Why install a riser? When a service call requires digging to locate the lid, *rocks and dirt can fall into your tank*. Additionally, every time the tank lid is exposed, your *landscaping needs to be redone*. Finally,

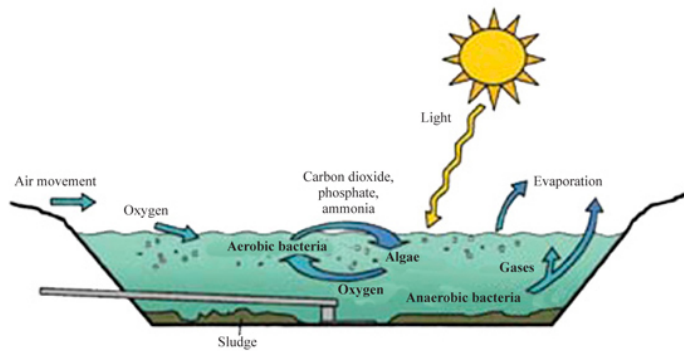


most pumping companies now *charge extra* for digging and locating the tank, e.g. time is money. Riser installation eliminates these problems and added costs.



Schedule Your Riser Installation Today!

LAGOON INSTALLATION



Why choose a lagoon?

The main reason is because a septic system cannot be installed. Septic systems require a certain soil type to work properly. When the soil doesn't meet the requirements, a lagoon becomes an option.

What are the advantages and disadvantages?

Lagoons typically have a CHEAPER INSTALLATION COST, but require MORE SEASONAL MAINTENANCE. On a regular basis, they must be mowed so air can reach the water. Also, lagoons must be cleared of any cattails or other vegetation growing up in them on a regular basis.

One of the main problems that lagoons face is HOLDING WATER. Some lagoons do not want to hold water, which can present problems for a couple of reasons. *In the spring and summer months*, if the out-going pipe is not covered with wastewater, critters can run up the pipe and cause clogging issues. *In the winter months*, if the pipe is exposed, water can freeze in the pipe and cause backup problems in the house. If your lagoon struggles with holding water, all Southwick Liquid Waste installations include a plastic liner as a preventative measure exclusively for our customers!

**Southwick Liquid Waste installs a LINER
WITH EVERY LAGOON for added protection**

Another advantage is the AMOUNT OF WATER used with a lagoon vs. a septic system. With septic systems, homeowners must be very careful about the amount of water used - and how often they water their yard, if their sprinkler system happens to be close to their lateral field. Homeowners with a lagoon never have this problem.

Some people don't like the APPEARANCE of a lagoon. However, if cared for properly, many lagoons can look quite nice.

One major downfall of older lagoons is that the SLUDGE LAYER builds up at the bottom from years of use. This buildup can cause lagoon failure. In other states, many lagoons are required to install a tank (similar to a septic system). The tank traps the sludge layer and increases the years of use for the lagoon. Unfortunately, in the state of Nebraska, there is no way to repair a lagoon with a large sludge layer. Trying to dig it out only causes problems with breaking the seal of the bottom of the lagoon, which leads to failure to hold water.

**Southwick Liquid Waste installs a TANK
WITH EVERY LAGOON for increased years of use!**

Recognized locally for our personalized approach to service, Southwick helps you keep your lagoon functioning at an optimum level for years by providing the following benefits:

We share invaluable information about your existing system:

- Where your lagoon tank is located
- Pumping your lagoon tank every 3-5 years for a family of 4

We advise your family with tips on daily care...

- Be careful what you flush into your lagoon tank
- Do not flush cigarette butts, feminine hygiene products, condoms, baby wipes or other inorganic materials down the toilet
- Mow in your lagoon to keep down vegetation growth
- Do not allow trees or cattails to grow in your lagoon
- Make sure your incoming pipe is always covered with water
- Install a safety fence around your lagoon

Do you have questions or need service?

CALL OR VISIT OUR WEBSITE!



**Southwick Liquid Waste
105 Locust Street
Hickman, NE 68372**

402-475-2462

www.southwickliquidwaste.com

Septic Tank Pumping

SERVICE SCHEDULE

for customers who choose to record their maintenance

SERVICE	DATE	SERVICE PROVIDER

Tired of doing your own recordkeeping? LET US DO THE WORK FOR YOU!
CALL SOUTHWICK TODAY to inquire about our maintenance program

**CONVENIENCE ● PEACE OF MIND ● DISCOUNTS
BI-ANNUAL INSPECTIONS ● COMPLETE RECORDKEEPING**